

WELFORD CHART NOTES NEWSLETTER

Volume 44, No. 2



August, 2013

copyright 2013, Welford Medical Computing, Inc.

All rights reserved



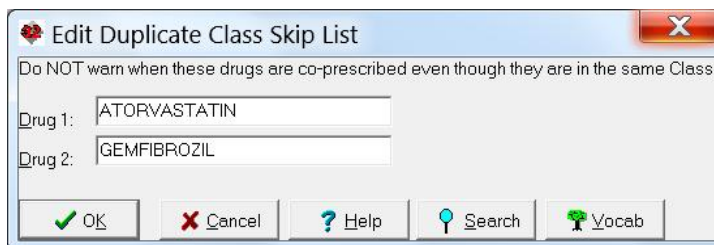
DUPLICATE CLASS WARNING SKIP LIST *(User's Manual, pg. 1308)*

Welford Chart Notes reminds you when you attempt to record that a patient is taking two medications belonging to the same class. (pg. 608). For example, if you attempt to record lisinopril for a patient already taking enalapril, the program warns you about this. This helps you to avoid this sort of error.

However, there may be situations in which you validly would like the patient to take two different medications that belong to the same class. Previous to version 6.4, you could simply ignore this warning, but could do nothing to stop it from reappearing.

Starting with version 6.4, you can add any pair of medications belonging to the same class to the Duplicate Class Warning Skip List. Once you do this, you will no longer be warned when you record these two medications for the same patient at the same time. (If you change your mind, you can always remove the pair of medications from the skip list). Let's see how this is done:

1. Press System\Medication Options.
2. Press the **Skip** button to the right of **Warn duplicate class?** This opens the Duplicate Class Skip List window.
3. To add a new pair of medications to the list, press **Add**.
4. Let's try adding ATORVASTATIN and GEMFIBROZIL. (You can type the names as generics or brand names. They are automatically converted to their generic names when they are added to the list).
5. If you aren't sure how to spell the name of a drug, type in the first few letters and press **Search**. This opens the Vocabulary Editor Search feature, and shows you all of the medications which start with those letters.
6. If you want to look up the full definition of a medication to be sure what it means, press the **Vocab** button, enter the name of the drug, and press <Tab> off the **Term** box.
7. For **Drug 1**, enter ATORVASTATIN.
8. For **Drug 2**, enter GEMFIBROZIL.
9. Press **OK** to store this pair.
10. If the two drugs don't belong to the same Class, you will see the following message:



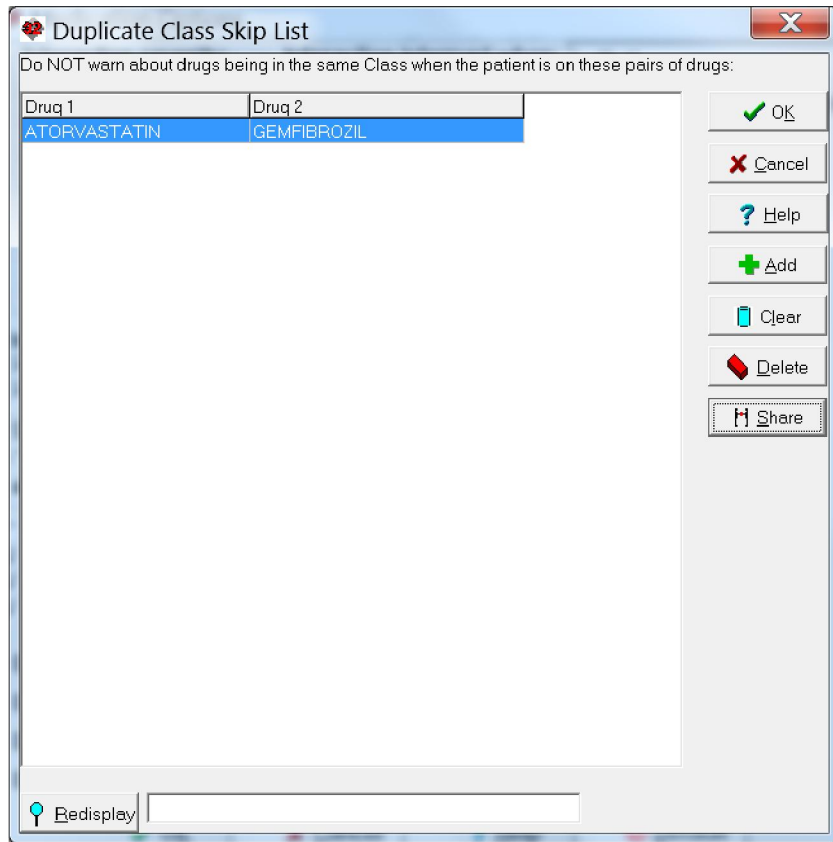
"These 2 drugs don't belong to the same Class so there is no need to add them."

11. However, since these two drugs belong to the same Class, and are not already on the list, they are now added to the Duplicate Class Skip List window. (If they are already on the list, you will see the message: "This pair of drugs is already listed".)

12. To remove a pair of medications from the list, highlight that line and press **Delete**.

13. If you wish to share the list of medications you have designed with other users, press the **Share** button.

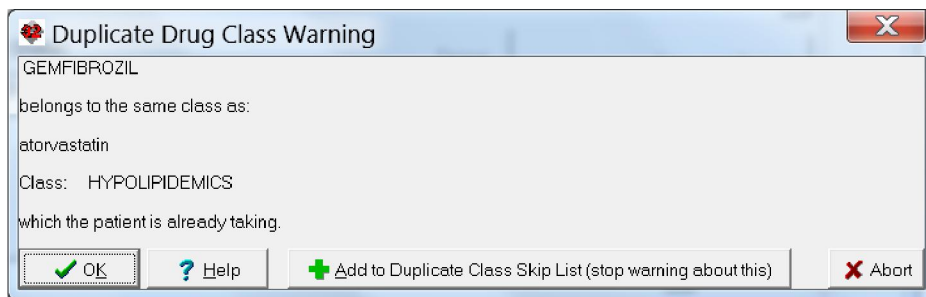
Remember, however, that this will overwrite any lists that the other users have created, so use this feature with care. You will first be required to provide the Master Password. Then check the names of the Users with whom you wish to share your list and press **OK**. Notice that each user is allowed to have



his or her own Duplicate Class Skip List. This is because some users might wish to be warned about certain pairs of medications, whereas other users might not wish to be warned. However, by using the **Share** function, one user can set up the list, and then other users can use the same list without having to enter it themselves.

14. If you wish to find all of the entries on the list containing the name of a particular medication, type in the name of that medication to the right of the **Redisplay** button and then press the **Redisplay** button. This then limits the list to only those pairs which contain the medication you specified.

Note that you don't need to open the Duplicate Class Skip List Editor to add a pair of drugs to the list. If you see a warning about two



drugs being in the same class, and don't wish to continue to be warned about this pair, simply press the **Add to Duplicate Class Skip List (stop warning about this)** button. (If you press this button in error and want to resume being warned, open the Duplicate Class Skip List, highlight this pair of drugs, and press **Delete**.)

SEND US YOUR TIPS

If you have tips, shortcuts, questions, or suggestions for future newsletter topics, please send them to us at:

Welford Medical Computing, Inc.
3779 Hermitage Trail
Rockford, IL 6111

or MEDCOM Information Systems
2117 Stonington Avenue
Hoffman Estates, IL 60195