

WELFORD CHART NOTES NEWSLETTER

Volume 31, No. 5



November, 2007

copyright 2007, Welford Medical Computing, Inc.

All rights reserved

CHECK RULE REMINDERS WHEN ADDING NEW DIAGNOSES AND MEDICATIONS

(User's Manual, pgs. 999 and 1008)

You can arrange for the program to automatically check any relevant Rule Reminders whenever you add a new diagnosis or new medication to a patient's Diagnosis Editor or Medication Editor, respectively. This can help you to provide better care by reminding you of things that you would like to do as soon as the patient is declared to have a diagnosis or is started on a medication. To enable this feature:

To automatically check when a diagnosis is added:

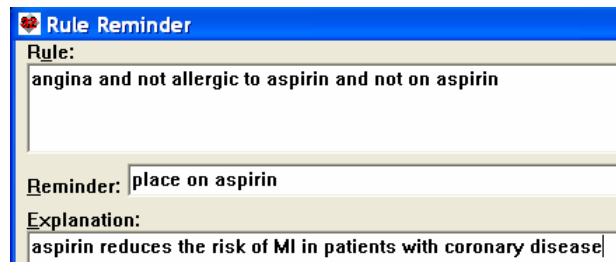
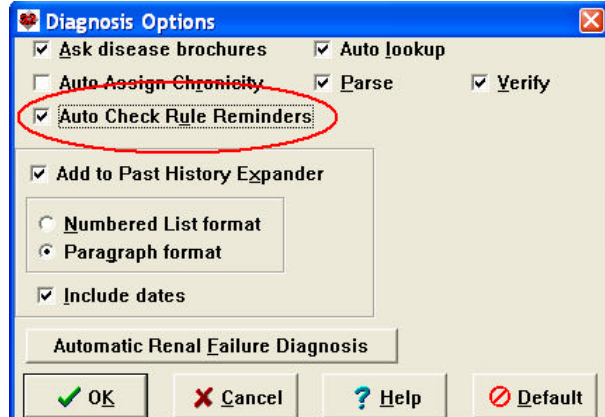
1. Press System\Diagnosis Options.
2. Check **Auto Check Rule Reminders** and press **Ok**.

To automatically check when a medication is added:

1. Press System\Medication Options.
2. Check **Auto Check Rule Reminders** and press **Ok**.

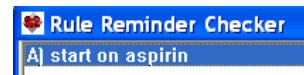
Let's see this in action. First we will add a Rule Reminder.

1. Press Libraries\Rule Reminders>Edit\Add.
2. For **Rule:**, enter "angina and not on aspirin and not allergic to aspirin". (You may wish to make the rule more elaborate, such as "has class of angina and not on class of aspirin and not allergic to aspirin and not has peptic ulcer disease...")
3. For **Reminder:**, enter "place on aspirin".
4. For **Explanation:**, enter "aspirin reduces the risk of MI in patients with coronary disease".
5. Press **Ok** to store this Rule Reminder.



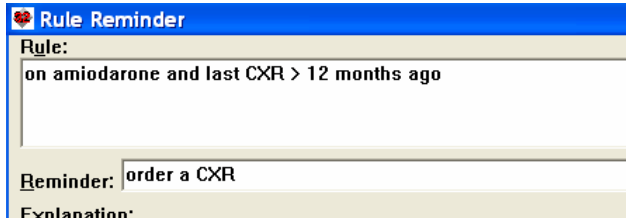
This Rule Reminder is designed to remind you start patients who have angina on aspirin if they are not already on aspirin and are not allergic to it. You will see this reminder each time you open a patient's chart who meets these criteria, assuming you have set System\Writer Options\Check Rules? to **All Notes**. However, you might not open such a patient's chart for quite some time after you first record a diagnosis of angina in his Diagnosis Editor. You would prefer to be reminded to order aspirin as soon as the diagnosis is made. Thus, you check the Auto Check Rule Reminders Option. Now, let's add the diagnosis:

1. Press Write\Diagnosis and enter Kelly Erickson's name.
2. Press **ADD**.
3. For Diagnosis, enter "angina".
4. Fill in the rest of the fields as you see fit and press **OK**.
5. The program automatically shows you a list of Rule Reminders relevant to angina (i.e. this one, unless the patient is already on aspirin or is allergic to it).



Now, let's try it for a medication.

1. Press Libraries\Rule Reminders>Edit\Add.

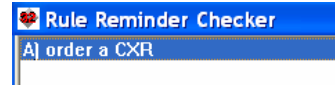


2. For **Rule**:, enter "on amiodarone and last CXR > 12 months ago"
3. For **Reminder**, enter "order a CXR".
4. For **Explanation**, enter "amiodarone can be pulmotoxic; obtain a regular CXR when on it".
5. Press **Ok** to store this Rule Reminder.

(You can achieve a similar effect with a Medication Test Reminder; this Rule Reminder is just an example).

Now, let's put Kelly on the drug:

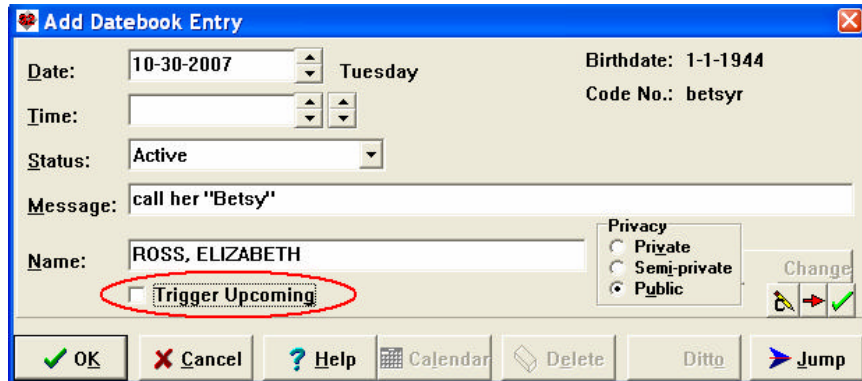
1. Press Write Medications and enter Kelly Erickson's name.
2. Press **ADD**.
3. For Medication, enter "amiodarone".
4. Fill in the rest of the fields as you see fit and press **Ok**.
5. The program automatically shows you a list of Rule Reminders relevant to amiodarone (i.e. this one, unless the patient had a CXR in the past year).



DATEBOOK TRIGGER UPCOMING (*User's Manual, pg. 999*)

Your Upcoming Reminders report generally will include Datebook entries (if you have checked **Datebook** at the top of its screen). However, certain Datebook Reminders may not be intended to trigger the Upcoming Report when you are writing a prescription or authorizing a refill. If you have such a Datebook Reminder, uncheck its **Trigger Upcoming** box, and it will then not trigger the red **Upcoming** button in the Prescription Log and Prescription Writer.

For example, suppose you have written a Datebook Reminder about a patient that reads "call her Betsy". You want it to appear in your Writer Auto-Open window so you



remember to do it when the patient comes in for a visit, but you don't need to act upon this when writing a prescription. For this Datebook Reminder, uncheck **Trigger Upcoming**. As another example, suppose you have a Datebook Reminder to order a follow-up CXR on a patient. This sort of reminder you DO want to show up when you authorize a refill, so that you contact the patient (even if the patient hasn't been in for a visit lately). For this Reminder, check **Trigger Upcoming** (the default setting).

SEND US YOUR TIPS

If you have tips, shortcuts, questions, or suggestions for future newsletter topics, please send them to us at:

Welford Medical Computing, Inc. 3779 Hermitage Trail Rockford, IL 61114	or	MEDCOM Information Systems 2117 Stonington Avenue Hoffman Estates, IL 60195
---	----	---